

Chandrapal Dadsena  
Government College,  
Pithora,  
Mahasamund (C.G.)

Feedback Report

2018-19



  
Principal  
Chandrapal dadsena Govt  
College Pithora  
Distt-Mahasamund(C.G.)

## STUDENT FEEDBACK 2018-19

SCORING			
4	3	2	1
A	B	C	D
Very good	Good	Satisfactory	Unsatisfactory

### Questions Student-Academic Feedback form

Q. Code	Parameters
Q1	Depth of the course content including project work, if any
Q2	Extent of coverage of course
Q3	Applicability / relevance to real life situations
Q4	Learning value (in terms of knowledge, concepts, manual skills, and analytical abilities and broadening perspectives)
Q5	Clarity and relevance of textual reading material
Q6	Relevance of additional source material (online/library)
Q7	Extent of effort required by students
Q8	Provision of sufficient time for feedback
Q9	Overall rating

### Questions Student-Faculty Feedback form

Q. Code	Parameters
Q1	Knowledge base of the teacher (as perceived by student)
Q2	Communication Skills (in terms of articulation and comprehensibility)
Q3	Sincerity / Commitment of the teacher
Q4	Interest generated by the teacher
Q5	Ability to integrate course material with environment/other issues, to provide a broader perspective
Q6	Ability to integrate content with other courses
Q7	Accessibility of the teacher in and out of the class (includes availability of the teacher to motivate further study and discussion outside class)
Q8	Ability to design quizzes/Tests/ assignments/ examinations and projects to evaluate students understanding of the course
Q9	Overall rating

### Questions Teachers-Academic Feedback form

Q. Code	Parameters
Q1	Depth of the course content including project work, if any
Q2	Extent of coverage of course
Q3	Applicability / relevance to real life situations
Q4	Learning value (in terms of knowledge, concepts, manual skills, and analytical abilities and broadening perspectives)
Q5	Clarity and relevance of textual reading material
Q6	Relevance of additional source material (online/library)
Q7	Extent of effort required by students
Q8	Provision of sufficient time for feedback
Q9	Overall rating

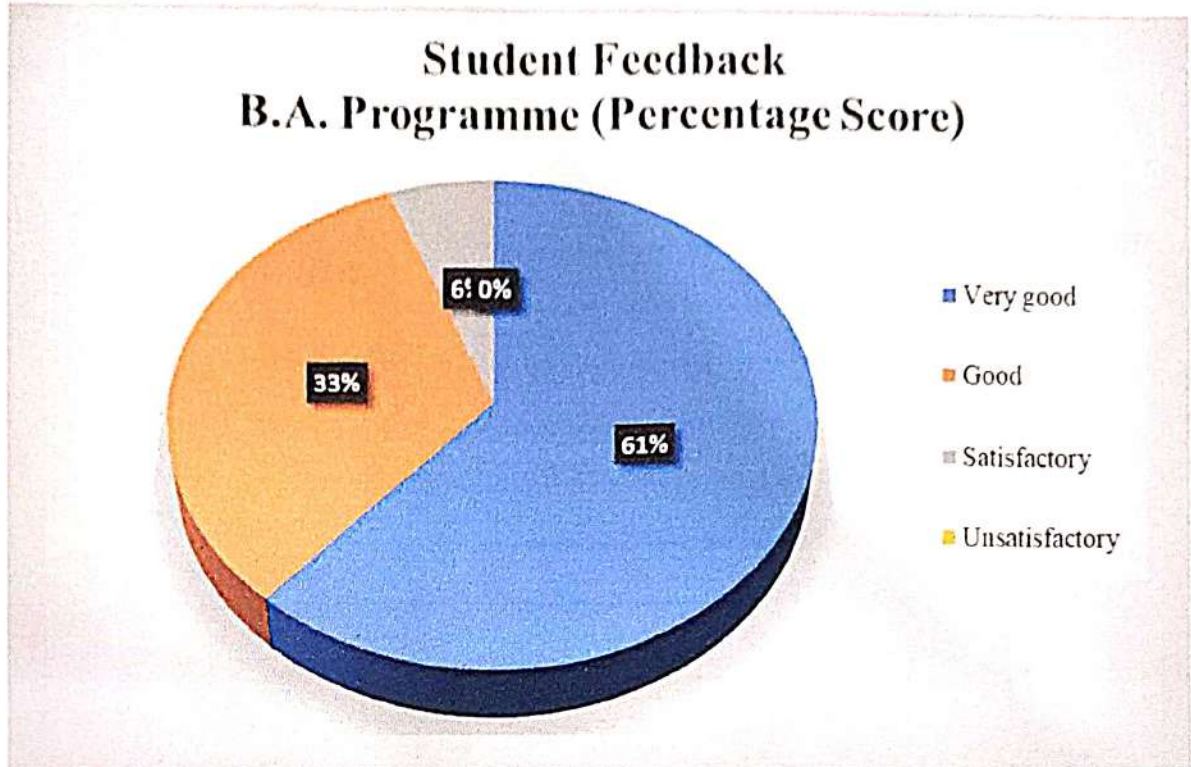




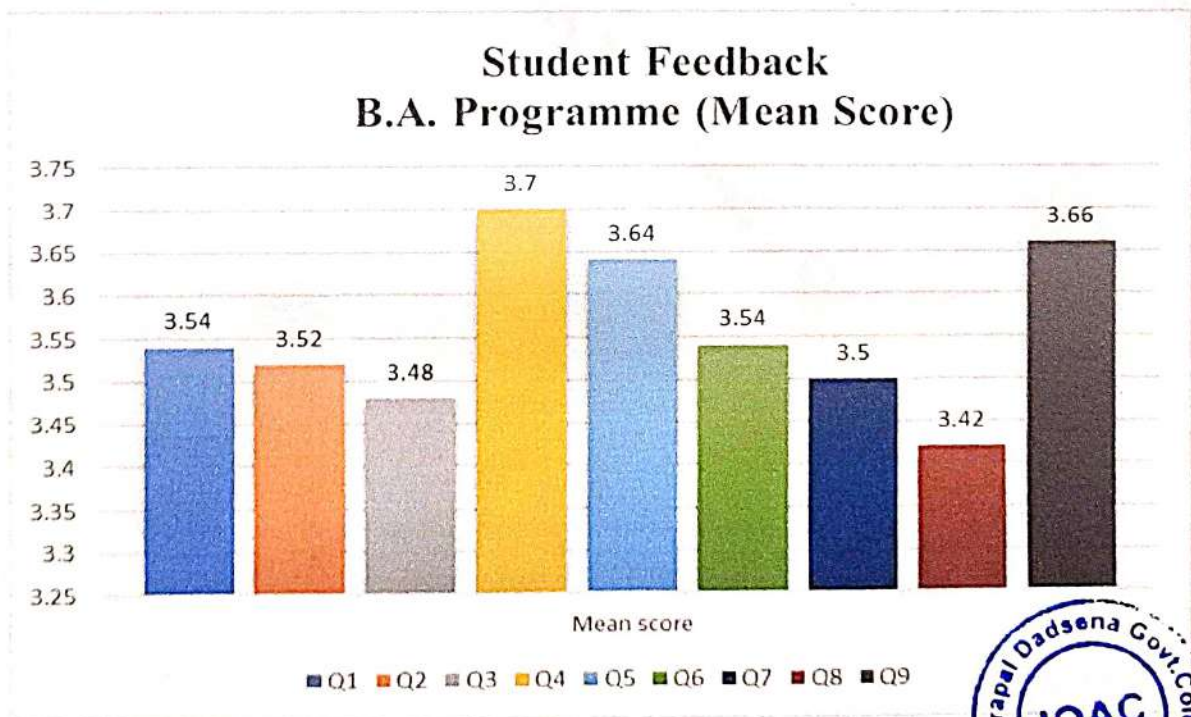
## Result Analysis & Reports

No. of students participating – B.A. Programme (50) = Total 196

### Student Feedback – B.A. Programme

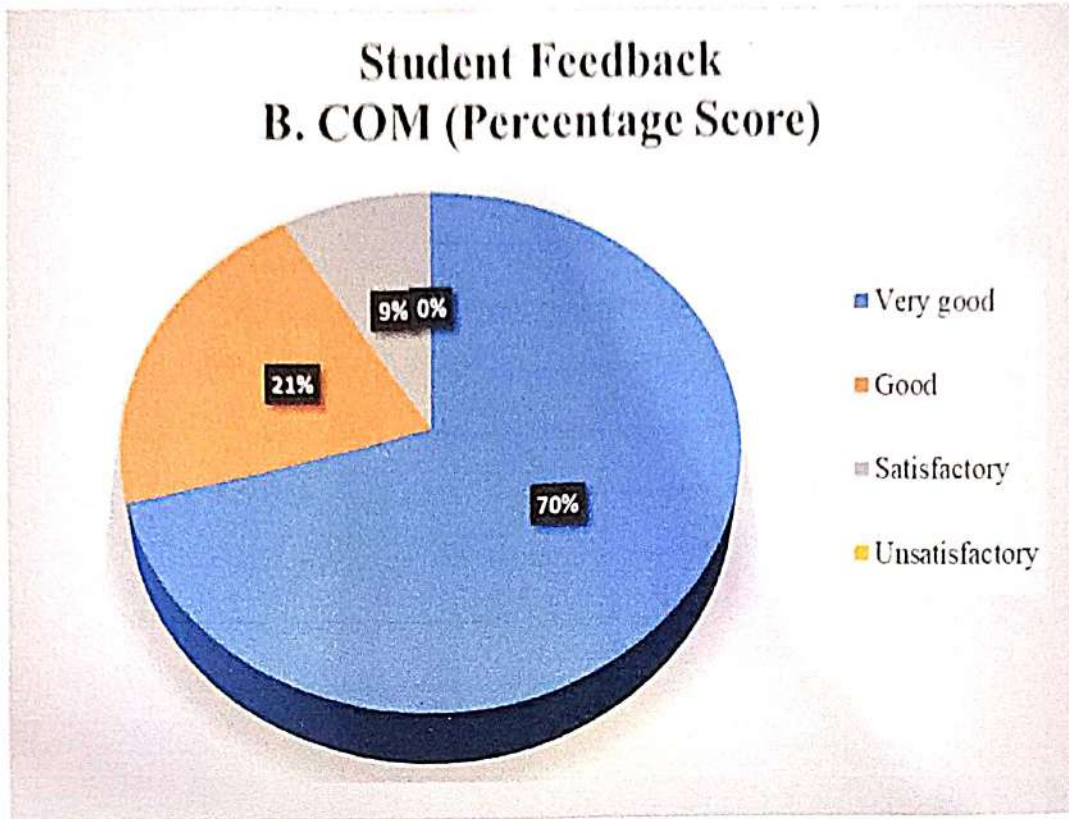


### PERCENT RESPONSE

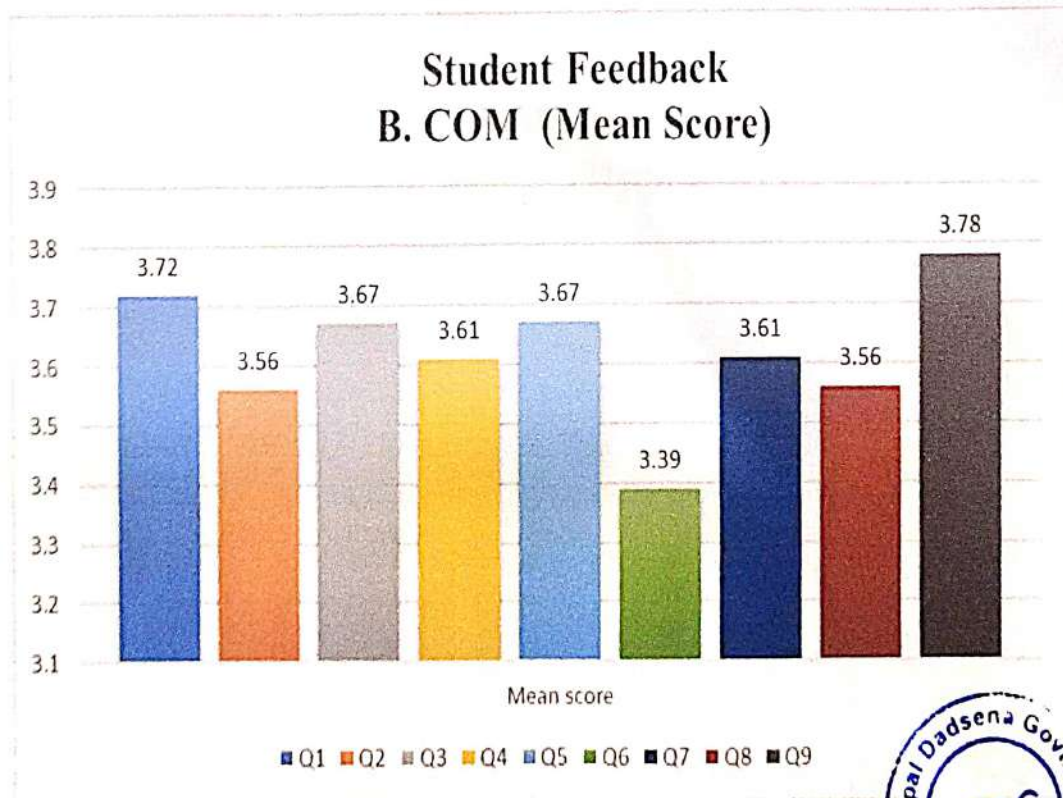


No. of students participating – B. COM (18) = Total 18

Student Feedback – B. COM Programme



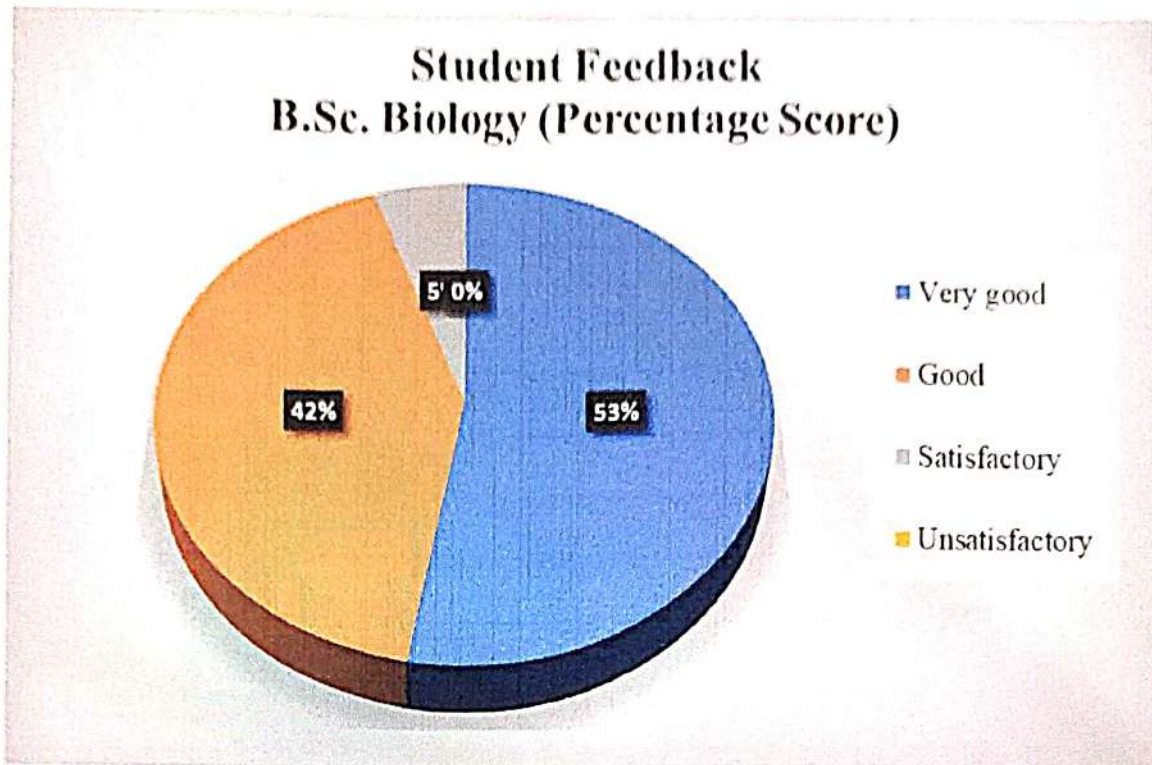
**PERCENT RESPONSE**



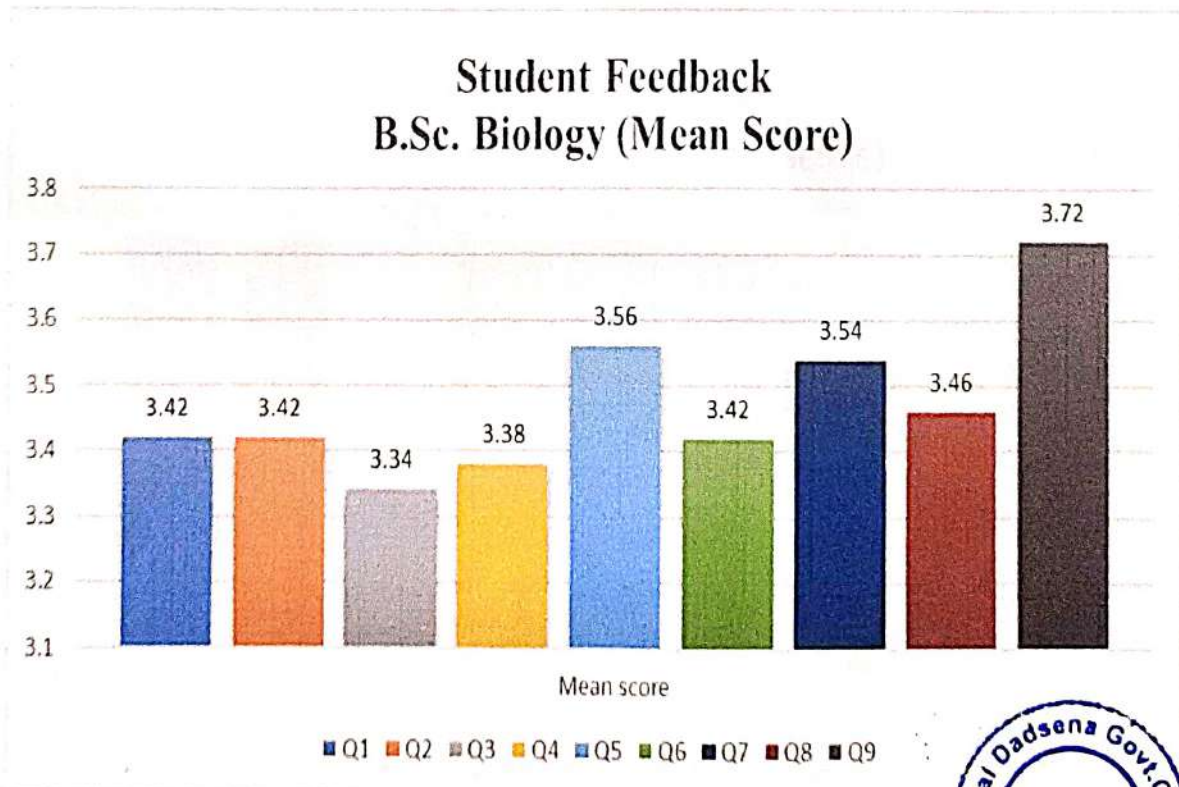


No. of students participating – B.Sc. Biology (50) = Total 71

### Student Feedback – B.Sc. Biology



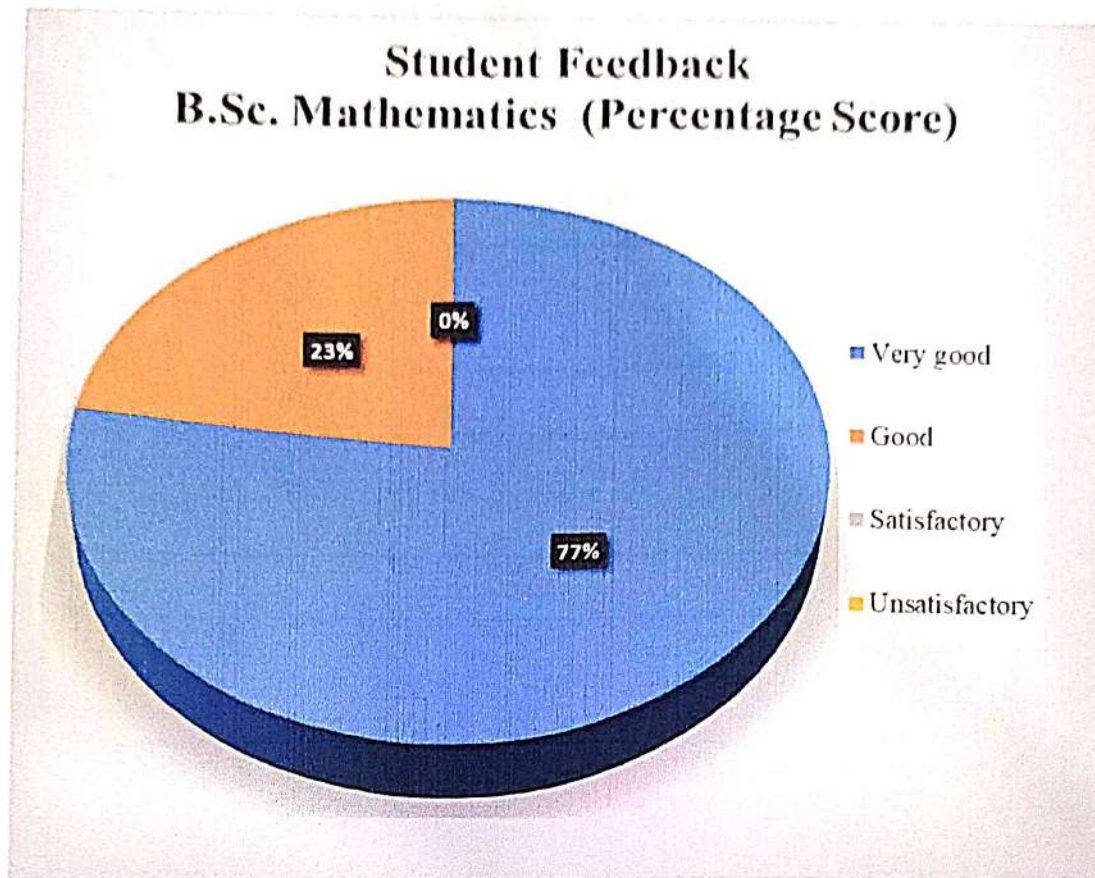
### PERCENT RESPONSE



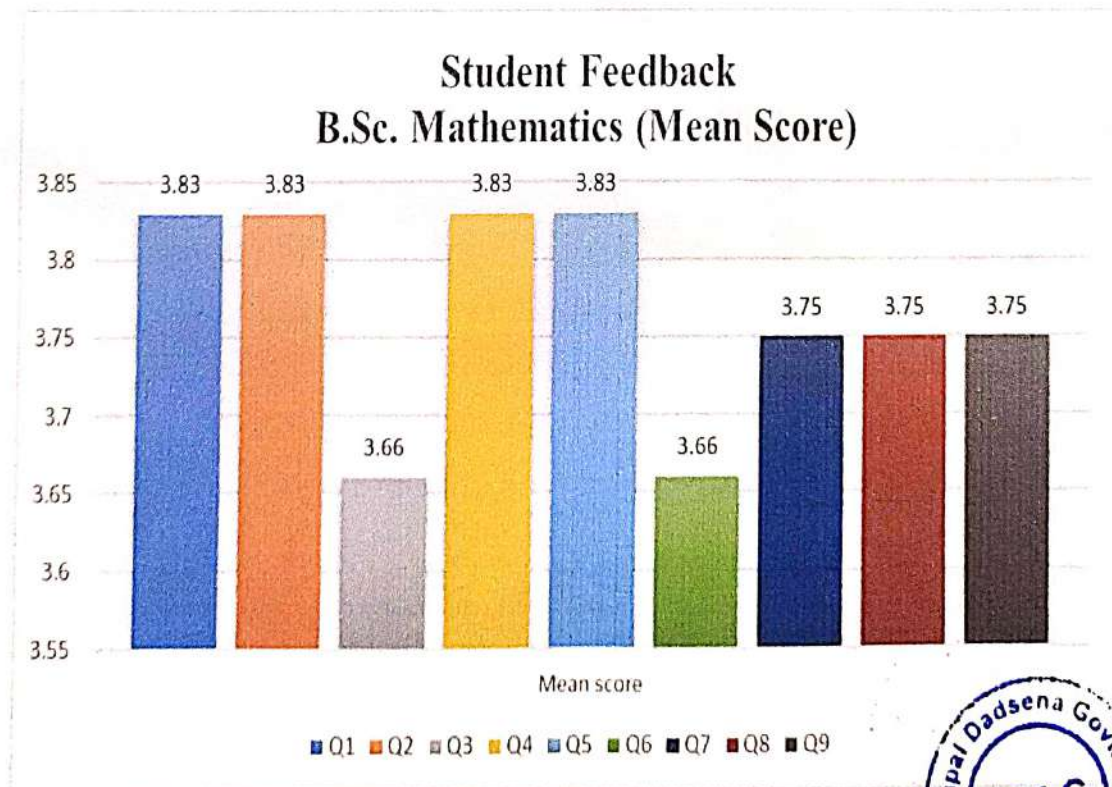


No. of students participating – B.Sc. Mathematics (12) = Total 12

### Student Feedback – B.Sc. Mathematics



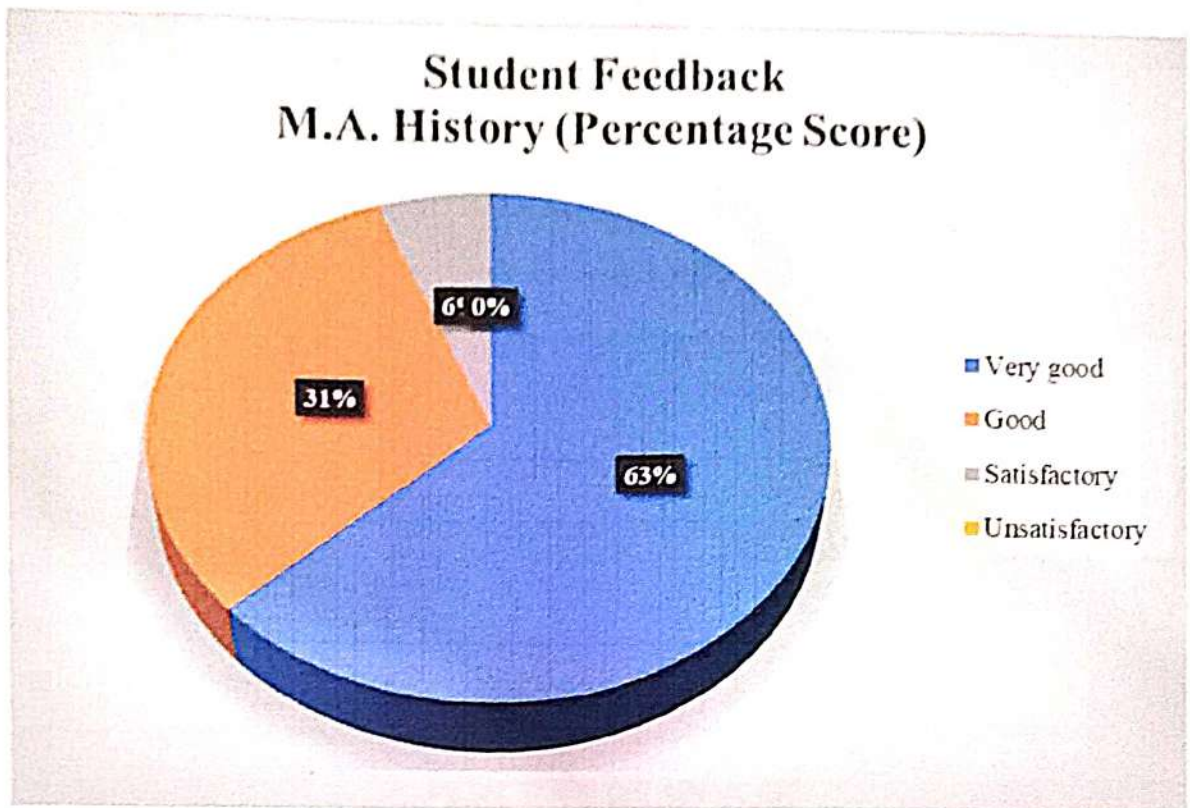
#### PERCENT RESPONSE



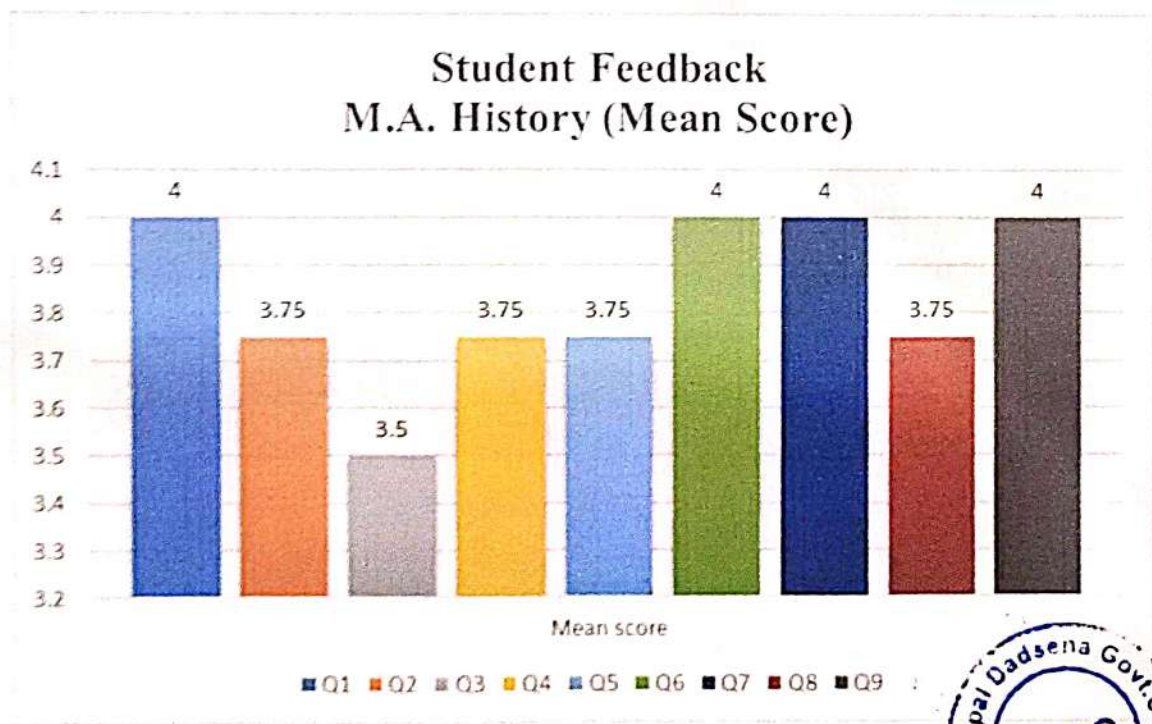


No. of students participating – M.A. History (04) = Total 04

Student Feedback – M.A. History

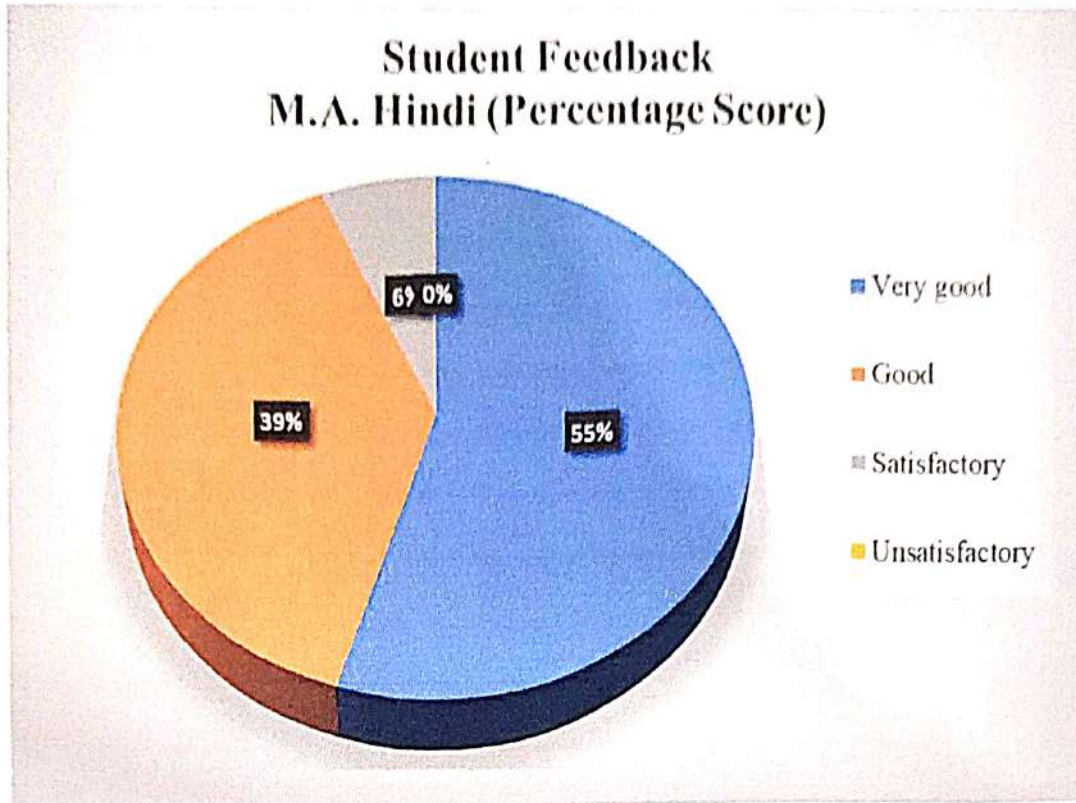


**PERCENT RESPONSE**

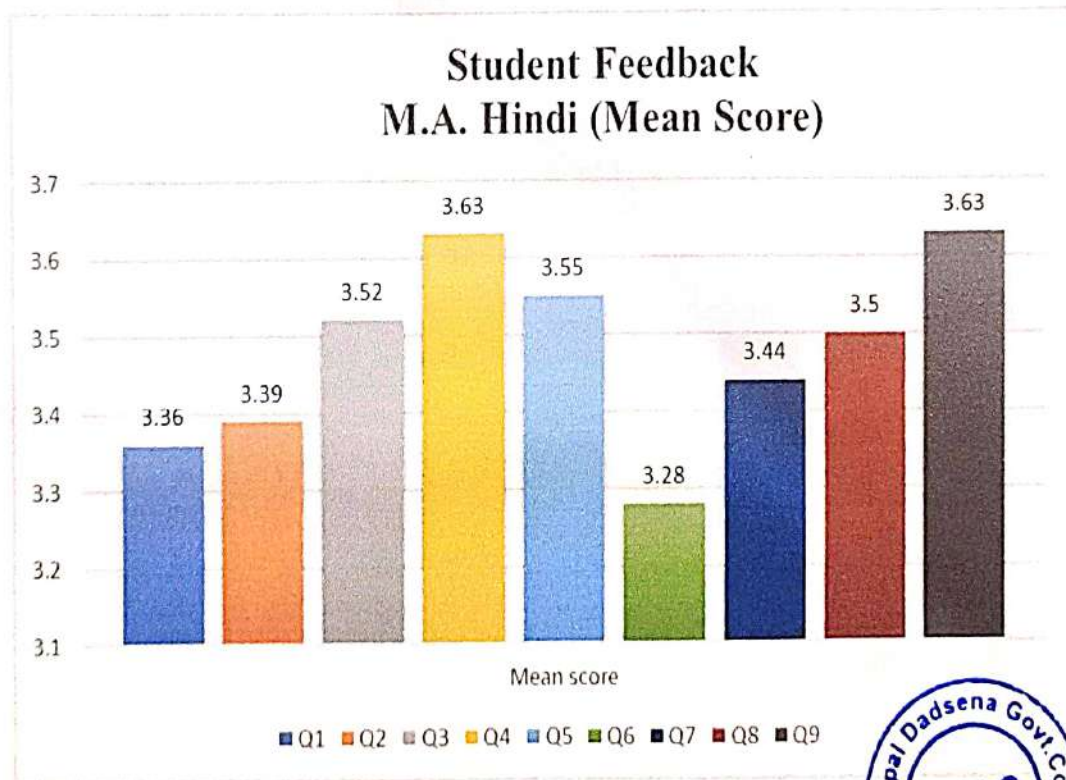


No. of students participating – M.A. Hindi (38) = Total 38

### Student Feedback – M.A. Hindi



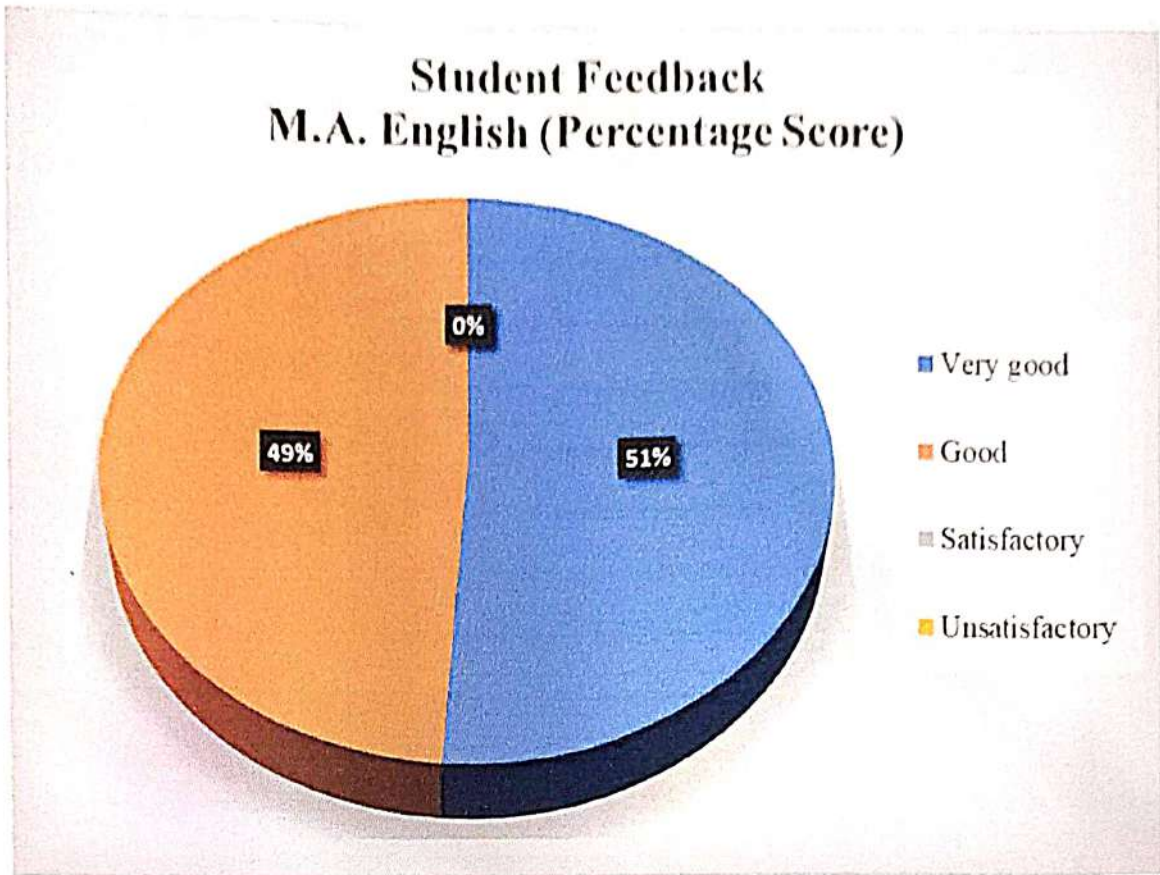
### PERCENT RESPONSE



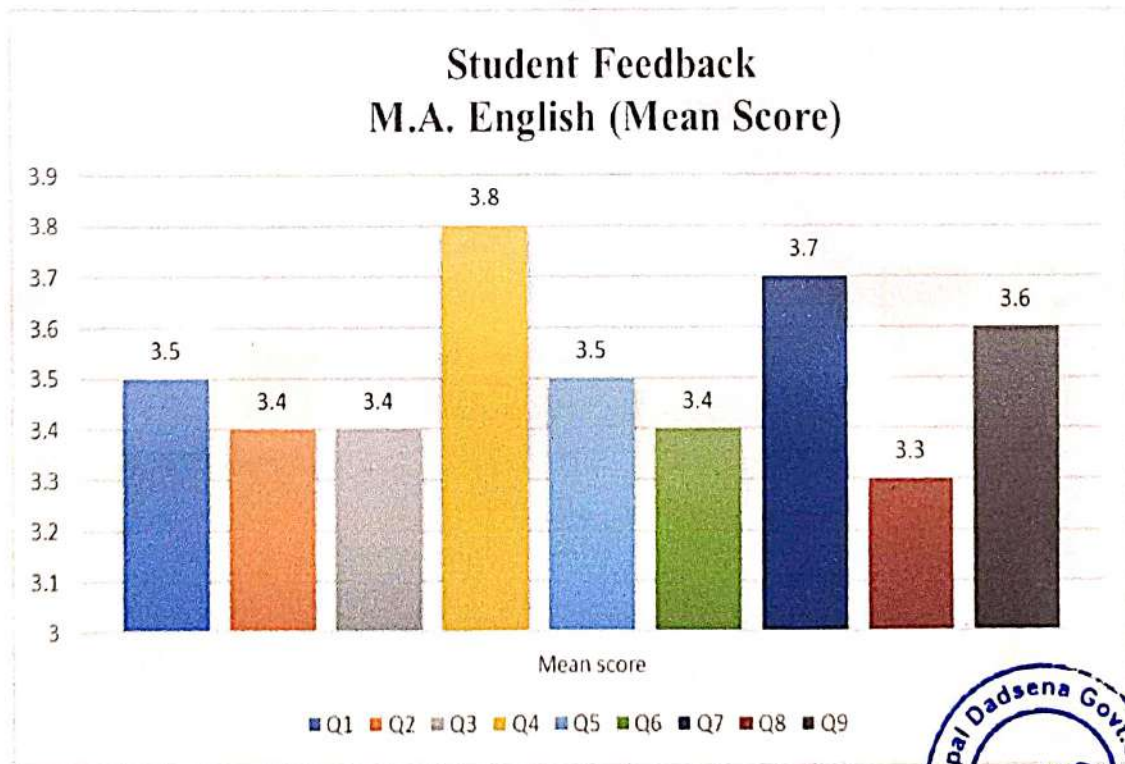


No. of students participating – M.A. English (10) = Total 10

### Student Feedback – M.A. English

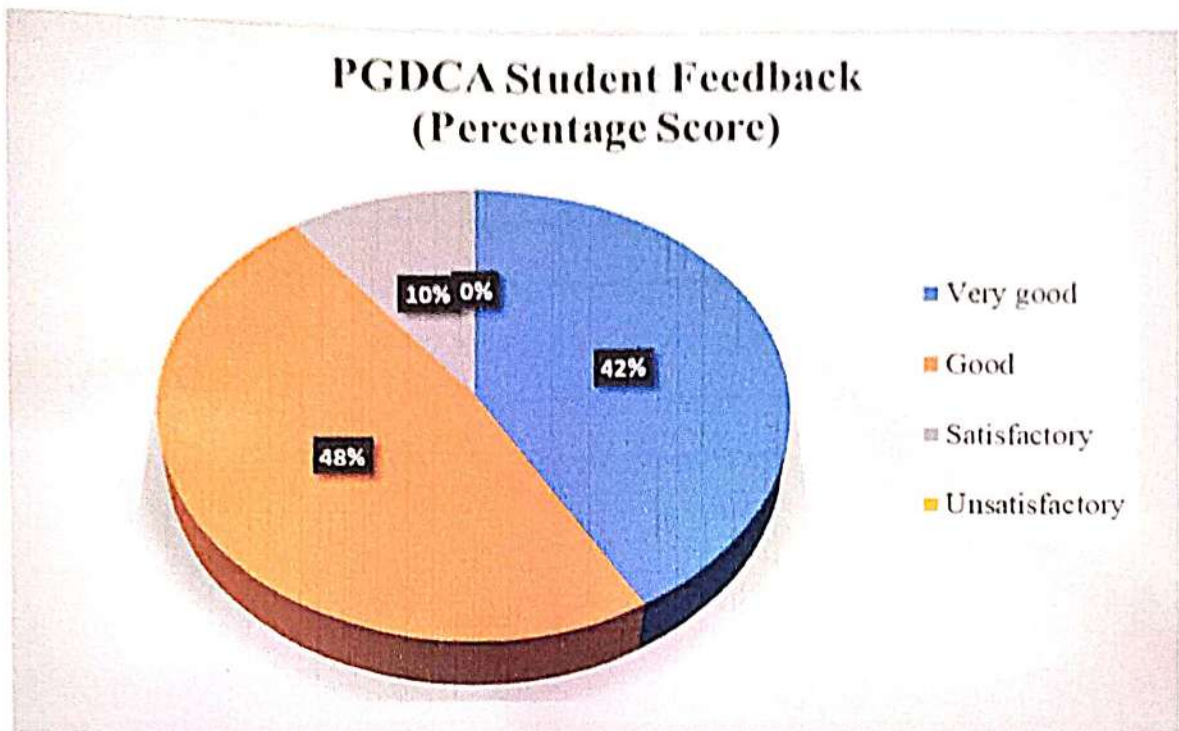


#### PERCENT RESPONSE

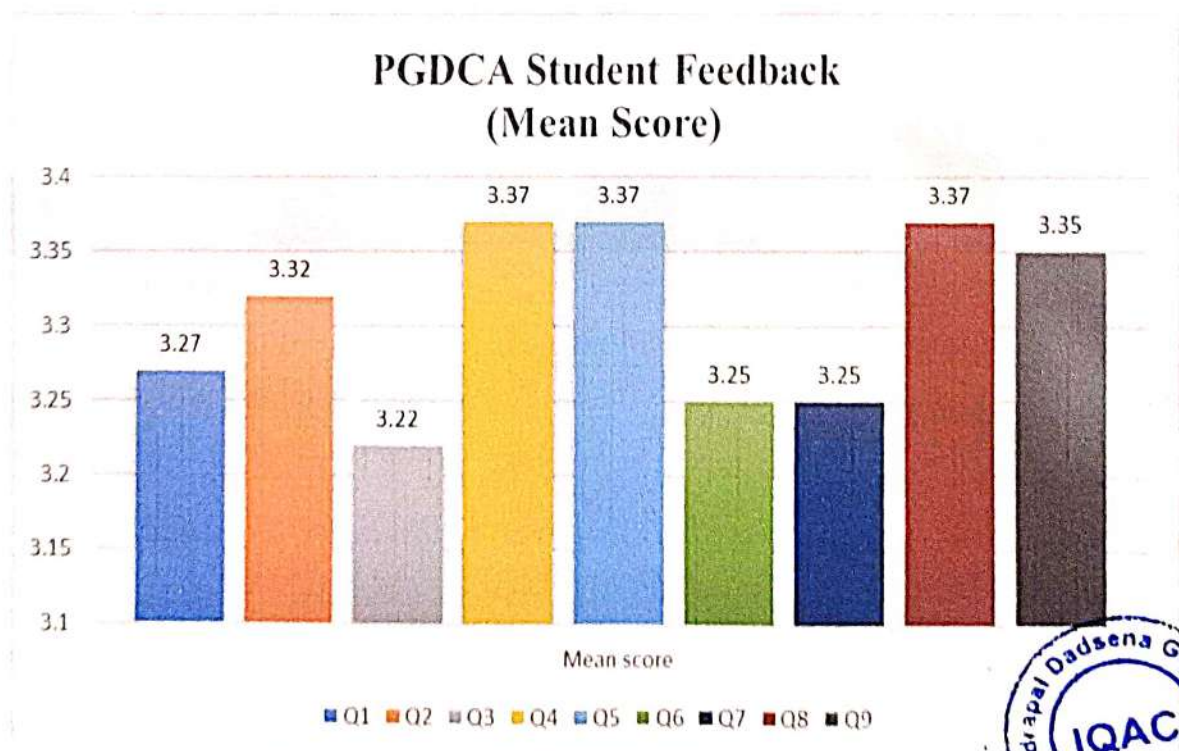


No. of students participating – P.G.D.C.A (40) = Total 60

### Student Feedback - P.G.D.C.A



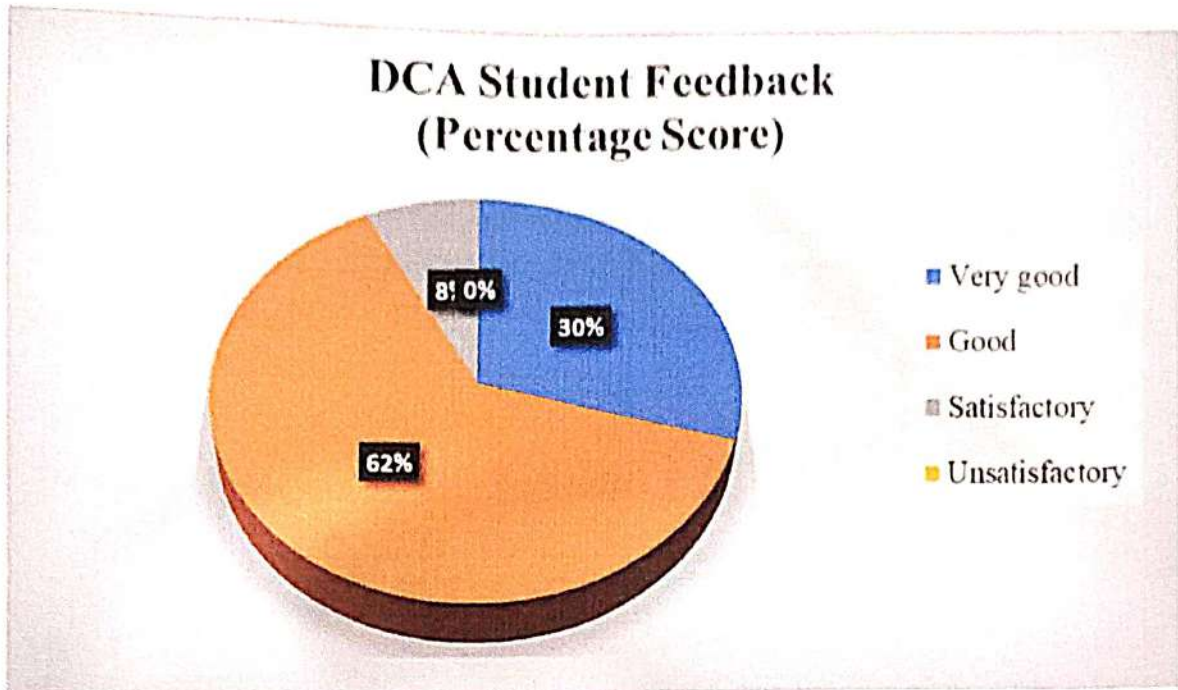
### PERCENT RESPONSE



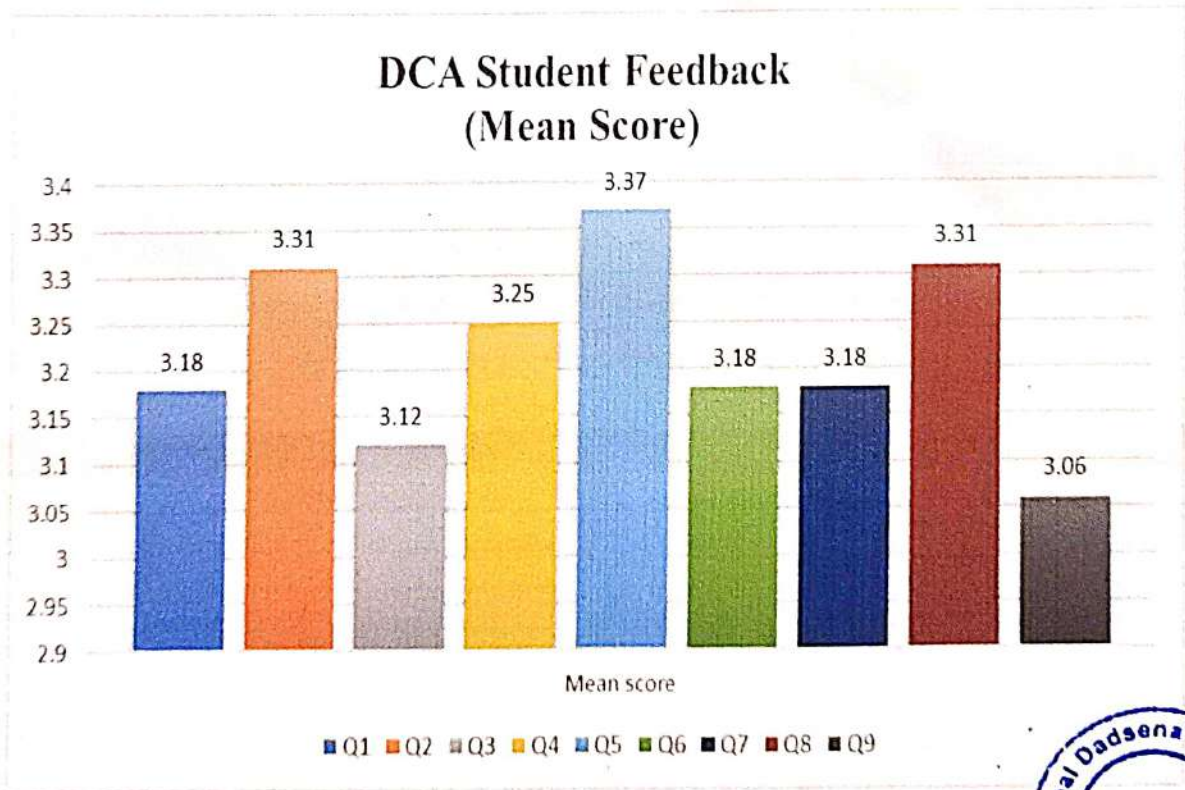


No. of students participating – D.C.A (16) = Total 16

Student Feedback - D.C.A



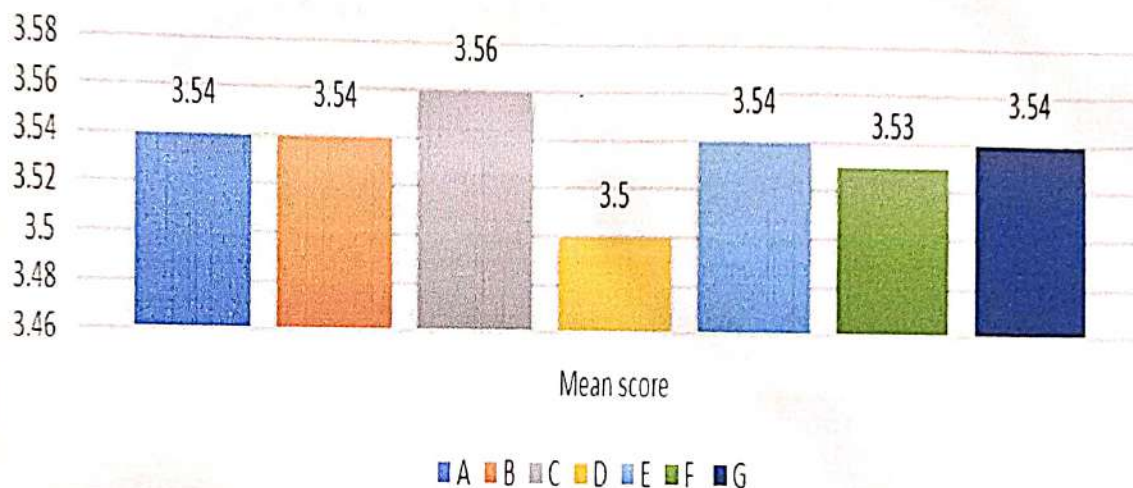
**PERCENT RESPONSE**



## Faculty Student Feedback

Abbreviations	Name of Faculty	Mean Score
A	Dr. S. S. Tiwari	3.54
B	Dr. S. S. Diwan	3.54
C	Dr. P. K. Ravi	3.56
D	Dr. Shruti Jha	3.50
E	Dr. Pramila Nagwanshi	3.54
F	Smt. Pratima Chandrakar	3.53
G	Mr. Jitendra Kumar Patel	3.54

### Faculty Student Feedback Faculty Overall Mean Score



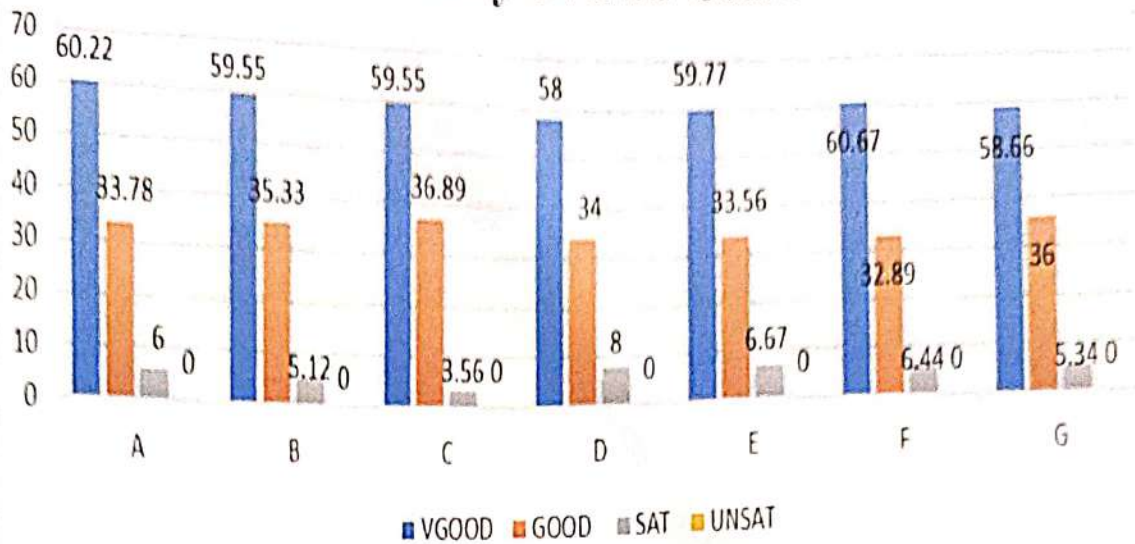
### PERCENT RESPONSE TO FACULTY

FACULTY	VG00D	GOOD	SAT	UNSAT
A	60.22	33.78	6.00	0
B	59.55	35.33	5.12	0
C	59.55	36.89	3.56	0
D	58.00	34.00	8.00	0
E	59.77	33.56	6.67	0
F	60.77	32.89	6.44	0
G	58.66	36.00	5.34	0





## Faculty Overall Score



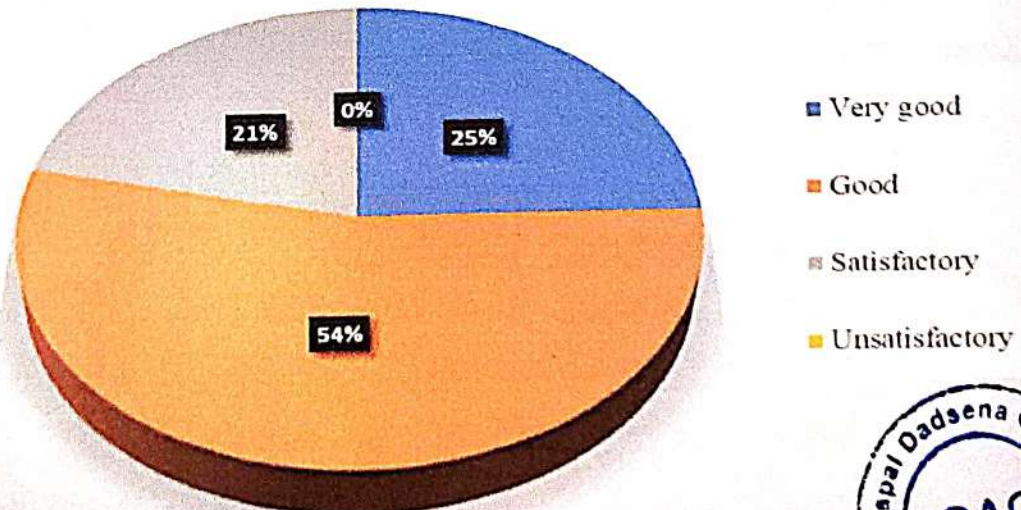
## FACULTY FEEDBACK 2018-19

SCORING			
4	3	2	1
A	B	C	D
Very good	Good	Satisfactory	Unsatisfactory

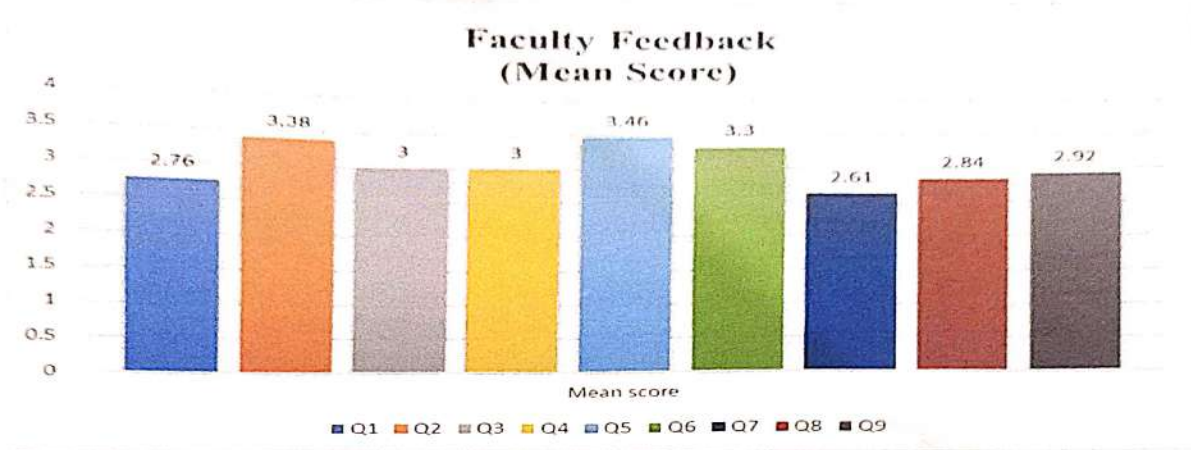
No. of Faculty participating – 13

## Faculty Feedback – Academic

### Faculty Feedback (Percentage Score)



**PERCENT RESPONSE**



**ACTION TAKEN REPORT**

The overall score given by students and faculty was circulated among the faculty members, guest faculty and JBS faculty to take necessary measures with the request for improvement in teaching.



Name of Faculty  
Professor in charge  
Feedback

*S. S. S.*  
**Principal**  
Chandrapal dadsena Govt.  
College Pithora  
Distt-Mahasamund(C.G.)



Chandrapal Dadsena  
Government College,  
Pithora,  
Mahasamund (C.G.)

PARENT, ALUMNI & EMPLOYER

Feedback Report

2018-19



  
Principal  
Govt College Pithora  
Distt Mahasamund (C G)

## Result Analysis & Reports

### PARENT FEEDBACK – ACADEMIC

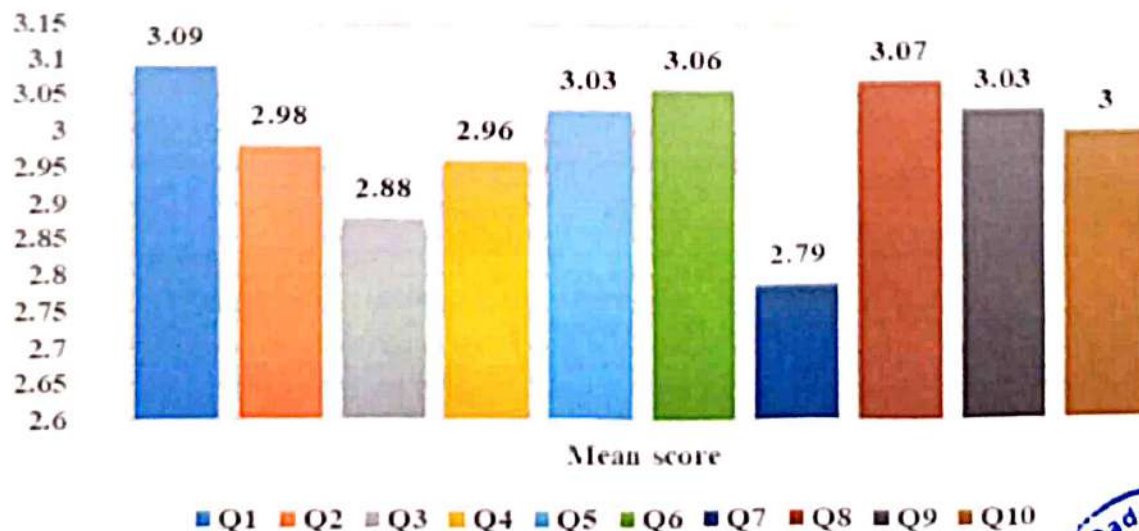
SCORING			
4	3	2	1
A	B	C	D
Very good	Good	Satisfactory	Unsatisfactory

#### Questions Parent Feedback form

Q. No.	Parameters
Q1	Guidance provided by the teachers for exam preparation
Q2	Contribution of the college in the personality development of the students
Q3	Interest taken by the college management in solving your problems
Q4	The College environment for competitive exams
Q5	The Level of the teacher-student relationship
Q6	The Standard of syllabus prescribed for different classes
Q7	The college's response to your complaints
Q8	The level of teaching of the professors
Q9	Level of personal relationship of the professors with the students
Q10	The status of the college in terms of modern education tools

No. of Parents participating = 154

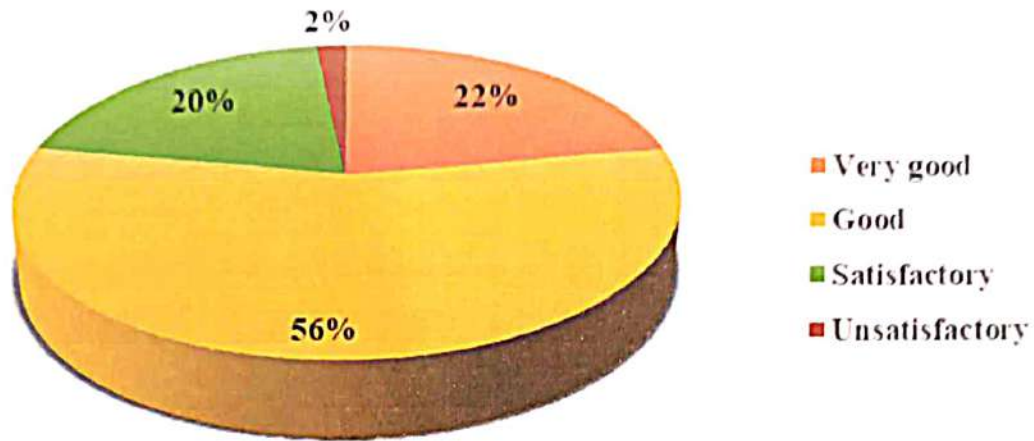
#### Parent Feedback (Mean Score)





## PERCENT RESPONSE

### Parent Feedback (Percentage Score)



## ALUMNI FEEDBACK – ACADEMIC

SCORING				
5	4	3	2	1
A	B	C	D	E
Excellent	Very good	Good	Satisfactory	Unsatisfactory

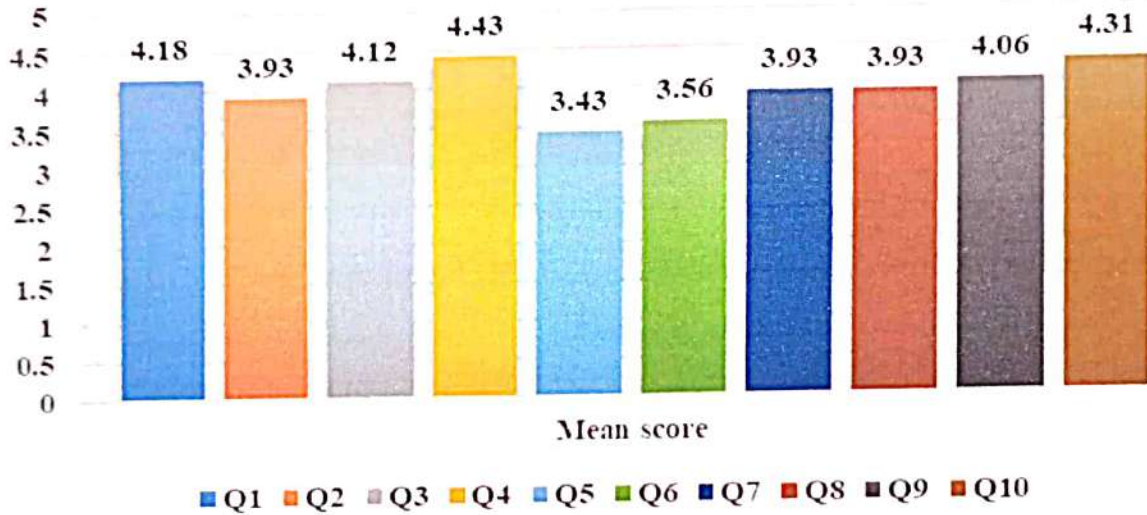
### Questions Alumni Feedback form

Q. No.	Parameters
Q1	Your experience regarding learning in this college
Q2	Standard of education system in the college
Q3	How was the college management
Q4	The level of guidance from the professors
Q5	Experience with practical work and laboratory staff in the college
Q6	Level of sports system in the college
Q7	Level of improvement in the educational system of the college in the present time as compared to the past
Q8	What was the level of cultural activities in the college
Q9	What was the role of the college in the development of moral values
Q10	How was the behaviour of the professors towards the students



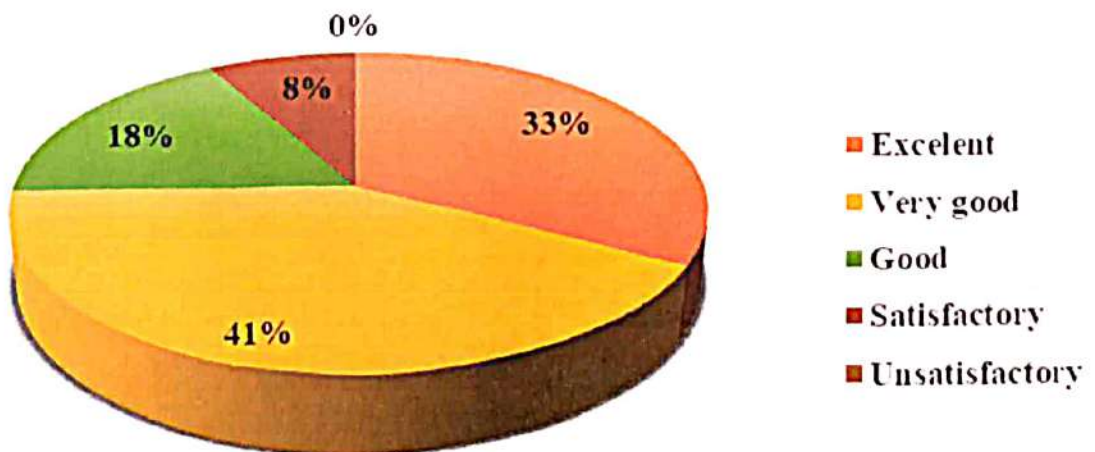
No. of Faculty participating – 16

### Alumni Feedback (Mean Score)



### PERCENT RESPONSE

#### Alumni Feedback (Percentage Score)





# EMPLOYER FEEDBACK – ACADEMIC

SCORING			
4	3	2	1
A	B	C	D
Very good	Good	Satisfactory	Unsatisfactory


SCORING			
4	3	2	1
A	B	C	D
Yes	Less	No	No Comment

### Questions Employer Feedback form

Q. No.	Parameters
Q1	Working level of the employee
Q2	Discipline level of the employee
Q3	Behaviour of the employee with his/her colleagues
Q4	Does the employee use his ability/skills in the interest of the organization
Q5	Are the tasks assigned to the employee completed within the time limit
Q6	Level of use of modern technologies by the employee
Q7	Employee's level of loyalty to towards the organization
Q8	Level of employee's ethics/morality
Q9	Employee's attitude towards the problems that arise
Q10	Personality of the employee

**No. of Employer participating = 4**

### Employer Feedback (Mean Score)

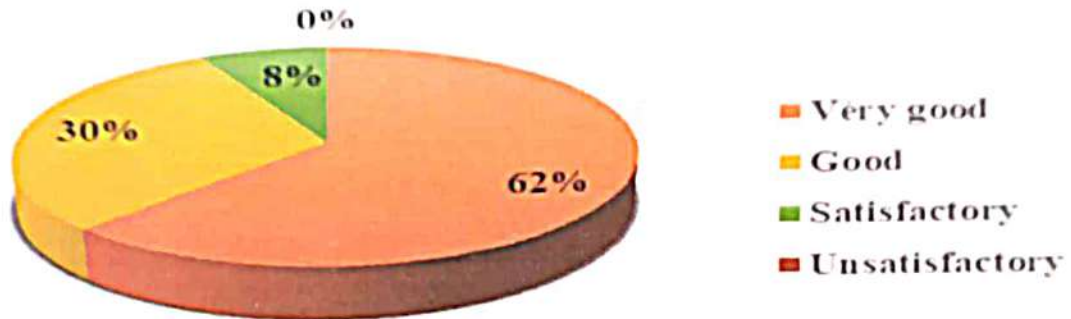


■ Q1 ■ Q2 ■ Q3 ■ Q4 ■ Q5 ■ Q6 ■ Q7 ■ Q8 ■ Q9 ■ Q10



## PERCENT RESPONSE

### Employer Feedback (Percentage Score)



### ACTION TAKEN REPORT

The overall feedback and score given by Parents, Alumni & Employer was circulated and discussed among the Regular faculty, Guest faculty and JBS faculty members in general meeting. Advices, suggestions and ideas are taken by members to take necessary measures with a request for improvement.

Name of Faculty  
Professor in charge  
Feedback

*[Handwritten signature]*



*[Handwritten signature]*  
**Principal**

Govt College Pithora  
Distt Mahasamund (C G)



## Summary of feedback Analysis: Result, Interpretation & Action Taken Report

Session 2018-19

### Students' Overall Rating for the program

Q. No.	Parameters	Very Good	Good	Satisfactory	Unsatisfactory	Total
Q1	Depth of the course content including project work, if any	51.26%	42.86%	5.88%	0%	100%
Q2	Extent of coverage of course	51.26%	42.44%	6.30%	0%	100%
Q3	Applicability / relevance to real life situations	47.90%	45.38%	6.72%	0%	100%
Q4	Learning value (in terms of knowledge, concepts, manual skills, and analytical abilities and broadening perspectives)	60.50%	33.19%	6.30%	0%	100%
Q5	Clarity and relevance of textual reading material	60.92%	33.61%	5.46%	0%	100%
Q6	Relevance of additional source material (online/library)	46.22%	47.48%	6.30%	0%	100%
Q7	Extent of effort required by students	55.46%	36.55%	7.98%	0%	100%
Q8	Provision of sufficient time for feedback	51.68%	42.02%	6.30%	0%	100%
Q9	Overall rating	64.71%	29.83%	5.46%	0%	100%
<b>Overall percentage of Student feedback</b>		<b>54.44%</b>	<b>39.26%</b>	<b>6.30%</b>	<b>0%</b>	<b>100%</b>

Duly filled Student feedback forms of 238 students of B.A., B.Sc., B. Com., M.A. (History, English, Hindi) for the session 2018-19 have been collected offline. Results of feedback reveals that 54.44 % students rated the program 'very good', 39.26 % rated it 'good', 6.30% rated it 'satisfactory' and no one finds it 'unsatisfactory'. However, the college is consistently working for improvement.



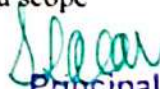
  
 Principal  
 Chandrapal Dadsena Govt. College Pithora  
 Distt-Mahasamund(C.G.)

### Students' Overall Rating for the teachers

Q. No.	Parameters	Very Good	Good	Satisfactory	Unsatisfactory	Total
Q1	Knowledge base of the teacher (as perceived by student)	61.43%	33.14%	5.43%	0%	100%
Q2	Communication Skills (in terms of articulation and comprehensibility)	59.14%	34.86%	6%	0%	100%
Q3	Sincerity / Commitment of the teacher	57.43%	36%	6.57%	0%	100%
Q4	Interest generated by the teacher	61.14%	32.86%	6%	0%	100%
Q5	Ability to integrate course material with environment/other issues, to provide a broader perspective	58%	36.57%	5.43%	0%	100%
Q6	Ability to integrate content with other courses	56.57%	37.43%	6%	0%	100%
Q7	Accessibility of the teacher in and out of the class (includes availability of the teacher to motivate further study and discussion outside class)	57.14%	36%	6.86%	0%	100%
Q8	Ability to design quizzes/Tests/ assignments/ examinations and projects to evaluate students understanding of the course	56.86%	36.57%	6.57%	0%	100%
Q9	Overall rating	67.71%	28.29%	4%	0%	100%
	<b>Overall percentage of Students' feedback</b>	<b>59.49%</b>	<b>34.63%</b>	<b>5.87%</b>	<b>0%</b>	<b>100%</b>

In Students' feedback for teachers, results of feedback reveal that students rated all the teachers 'satisfactory' and above. In teaching skills of teachers 59.49% of students rated 'very good' 34.63% rated it 'good', 5.87% rated it 'satisfactory' and 0% 'unsatisfactory' and students are also satisfied with the online teaching of the faculties. However, there remains always a scope for improvement and college always works for it.



  
 Principal  
 Chandrapal Dadsena Govt.  
 College Pithora  
 Distt-Mahasamund (C.G.)



**Teachers' Overall Rating for the program**

Q. No.	Parameters	Very Good	Good	Satisfactory	Unsatisfactory	Total
Q1	Depth of the course content including project work, if any	23.08%	30.77%	46.15%	0%	100%
Q2	Extent of coverage of course	38.46%	61.54%	0%	0%	100%
Q3	Applicability / relevance to real life situations	15.38%	69.23%	15.38%	0%	100%
Q4	Learning value (in terms of knowledge, concepts, manual skills, and analytical abilities and broadening perspectives)	30.77%	38.46%	30.77%	0%	100%
Q5	Clarity and relevance of textual reading material	46.15%	53.85%	0%	0%	100%
Q6	Relevance of additional source material (online/library)	30.77%	69.23%	0%	0%	100%
Q7	Extent of effort required by students	0%	61.54%	38.46%	0%	100%
Q8	Provision of sufficient time for feedback	23.08%	38.46%	38.46%	0%	100%
Q9	Overall rating	15.38%	61.54%	23.08%	0%	100%
<b>Overall percentage of Teachers' feedback</b>		<b>24.79%</b>	<b>53.85%</b>	<b>21.37%</b>	<b>0%</b>	<b>100%</b>

Duly filled Teachers' feedback forms from 13 teachers of B.A., B.Sc., B. Com., M.A. (History, English, Hindi) Program for the session 2018-19 have been collected offline. Results of feedback reveals that 24.79% teachers believe that program is 'very good', 53.85% find it 'good', 21.37% find it 'satisfactory' and no one finds it 'unsatisfactory' and the college is consistently working for improvement.



*Suman*  
Principal


Chandrapal Dadsena Govt.  
College Pithora  
Distt-Mahasamund(C.G.)

### Parents' Feedback Overall Rating

Q. No.	Parameters	Very Good	Good	Satisfactory	Unsatisfactory	Total
Q1	Guidance provided by the teachers for exam preparation	25.32%	59.74%	13.64%	1.30%	100%
Q2	Contribution of the college in the personality development of the students	22.08%	55.19%	21.43%	1.30%	100%
Q3	Interest taken by the college management in solving your problems	16.88%	55.84%	25.97%	1.30%	100%
Q4	The College environment for competitive exams	22.08%	54.55%	21.43%	1.95%	100%
Q5	The Level of the teacher-student relationship	21.43%	61.69%	15.58%	1.30%	100%
Q6	The Standard of syllabus prescribed for different classes	28.57%	51.30%	18.18%	1.95%	100%
Q7	The college's response to your complaints	18.83%	47.40%	28.57%	5.19%	100%
Q8	The level of teaching of the professors	23.38%	60.39%	16.23%	0%	100%
Q9	Level of personal relationship of the professors with the students	21.43%	61.69%	15.58%	1.30%	100%
Q10	The status of the college in terms of modern education tools	25.32%	51.30%	21.43%	1.95%	100%
<b>Overall percentage of Parents' feedback</b>		<b>22.53%</b>	<b>55.91%</b>	<b>19.81%</b>	<b>1.75%</b>	<b>100%</b>

Duly filled Parents' feedback forms from 154 Parents for the session 2018-19 have been collected offline as well as online. Results of feedback reveals that 22.53 % parents rated it 'very good', 55.91% find it 'good', 19.81% find it 'satisfactory' and 1.75% find it 'unsatisfactory'. 5.19% of parents who find it unsatisfactory, rated 'unsatisfactory' in respect of 'The college's response to your complaints', Lack of interaction and coordination couldn't make it happen. The matter is informed to the higher authority for improvement. Strict orders are given to respected faculty to look into the matter and solves the complaints of parents.



  
 Principal  
 Chandrapal Dadsena Govt.  
 College Pithora  
 Dist. Mahasamund (C.G.)




### Alumni's Feedback Overall Rating

Q. No.	Parameters	Excellent	Very Good	Good	Satisfactory	Unsatisfactory	Total
Q1	Your experience regarding learning in this college	31.25%	56.25%	12.5%	0%	0%	100%
Q2	Standard of education system in the college	31.25%	37.5%	25%	6.25%	0%	100%
Q3	How was the college management	31.25%	56.25%	6.25%	6.25%	0%	100%
Q4	The level of guidance from the professors	56.25%	37.5%	0%	6.25%	0%	100%
Q5	Experience with practical work and laboratory staff in the college	18.75%	25%	37.5%	18.75%	0%	100%
Q6	Level of sports system in the college	18.75%	37.5%	25%	18.75%	0%	100%
Q7	Level of improvement in the educational system of the college in the present time as compared to the past	25%	50%	18.75%	6.25%	0%	100%
Q8	What was the level of cultural activities in the college	31.25%	37.5%	25%	6.25%	0%	100%
Q9	What was the role of the college in the development of moral values	43.75%	25%	25%	6.25%	0%	100%
Q10	How was the behaviour of the professors towards the students	43.75%	50%	0%	6.25%	0%	100%
<b>Overall percentage of Alumni's feedback</b>		<b>33.13%</b>	<b>41.25%</b>	<b>17.50%</b>	<b>8.13%</b>	<b>0%</b>	<b>100</b>

Duly filled Alumni's feedback forms from 16 Alumni for the session 2018-19 have been collected online. All the alumni feel proud as the students of this college. Results of feedback reveals that 33.13 % alumni rated it 'Excellent', 41.25% find it 'very good', 17.50% find it 'good', 8.13% find it 'satisfactory' and 0% find it 'unsatisfactory'. Their suggestions are welcomed & college is consistently working for improvement.



  
 Principal  
 Chandrapal Dadsena Govt.  
 College Pithora  
 Distt. Mahasamundhi (G.)



### Employer's Feedback Overall Rating


Q. No.	Parameters	Very Good	Good	Satisfactory	Unsatisfactory	Total
Q1	Working level of the employee	75%	25%	0%	0%	100%
Q2	Discipline level of the employee	50%	50%	0%	0%	100%
Q3	Behavior of the employee with his/her colleagues	75%	0%	25%	0%	100%
Q4	Does the employee use his ability/skills in the interest of the organization	100%	0%	0%	0%	100%
Q5	Are the tasks assigned to the employee completed within the time limit	50%	50%	0%	0%	100%
Q6	Level of use of modern technologies by the employee	50%	50%	0%	0%	100%
Q7	Employee's level of loyalty to towards the organization	50%	25%	25%	0%	100%
Q8	Level of employee's ethics/morality	50%	50%	0%	0%	100%
Q9	Employee's attitude towards the problems that arise	75%	25%	0%	0%	100%
Q10	Personality of the employee	50%	25%	25%	0%	100%
<b>Overall percentage of Employer's feedback</b>		<b>62.5%</b>	<b>30%</b>	<b>7.5%</b>	<b>0%</b>	<b>100%</b>

Duly filled Employers' feedback forms for the session 2018-19 have been collected online. All the employers are satisfied with their employees (students of this college) in terms of their skills, behaviour, performance, personality, loyalty, moral & ethics. Results of feedback reveals that 62.5 % employers rated it 'very good', 30% find it 'good', 7.5% find it 'satisfactory' and no one find it 'unsatisfactory'. Their suggestions are welcomed & college is consistently working for overall improvement of the present batches.

### Action Taken by Feedback Committee

The feedback has been taken from students for their respective courses and faculties, parents, alumni, & employer. Suggestions and problems discussed in staff council meeting. Problem and suggestion have been resolved through proper discussion and actions were taken for betterment. In staff council meeting feedback of faculties and their performance were discussed. All faculties were advised to conduct extra classes and try to resolve the difficulties of students and modify teaching styles as per the present needs.



  
 Principal  
 Chandrapal Dadsena Govt.  
 College Pithora  
 Distt. Mahasamund (C.G.)